

2013 Community Health Needs Assessment

Coffee Regional Medical Center



Atlanta | Kansas City | Knoxville | Nashville | Tampa Bay
(800) 270-9629 | www.pyapc.com

TABLE OF CONTENTS

Executive Summary	1
Our Background.....	1
Implemented Programs & Community Partnerships/Outreach	1
Top Community Needs	2
Community Needs Implementation Plan	3
Community Needs Assessment.....	4
Community Description.....	4
Defining Our Community	4
Service Area County Demographics.....	5
Existing Health Care Facilities	8
Data Collection Approaches	15
Summary of Findings from Health and Community Data.....	16
Findings from Community Input Process	21
Process for Consulting with Persons Representing the Community’s Interests	21
Community Survey Results	21
Physician and Community Leader Interview Results	21
Impact Initiatives	23
Priority Health Issues	23
Process for Identifying and Prioritizing.....	27
Information Gaps	27
Areas Not Covered by Impact Initiatives.....	27
Appendices.....	28
Appendix A: Community Survey Results.....	28
Appendix B: Physicians and Community Leaders Surveyed	42
Appendix C: Service Area County HPSAs, MUAs/MUPs	45
Health Professional Shortage Areas by County	45
Medically Underserved Areas and Populations	54

EXECUTIVE SUMMARY

OUR BACKGROUND

Coffee Regional Medical Center, Inc. (“CRMC”) is a non-profit, 88-bed hospital located in Douglas, Georgia. Since 1953, CRMC has served the healthcare needs of the community as the sole hospital-provider in Douglas, Georgia and surrounding Coffee County. CRMC’s mission is to provide the highest-quality healthcare, in a safe and caring environment, for both patients and families.

CRMC is an acute care hospital for adults and children in southern Georgia whose primary and secondary markets extend from Coffee to Jeff Davis and Bacon counties to Ben Hill and Atkinson counties.

In 2012, CRMC conducted a Community Health Needs Assessment (“CHNA”) that has allowed CRMC to identify the current community health needs and to put a plan in place to strategically address these needs.

IMPLEMENTED PROGRAMS & COMMUNITY PARTNERSHIPS/OUTREACH

CRMC has partnered with various community groups to establish and implement the following programs and services for the betterment of those living within the community:

- CRMC has a strong partnership with the local clergy to assist patients and families in response to their emotional and spiritual needs.
- Nearly 350 students studying several modalities undergo clinical training at CRMC. CRMC partners with the two colleges in town to provide a location for students to gain hands-on training and first-hand knowledge. CRMC also provides high school and college internships in non-clinical areas. CRMC partners with a program entitled, “Project Search,” which provides job skill training for mentally and physically challenged students. Eight students participated in Project Search in 2012.
- Located behind the main hospital, the CRMC Wellness Center (“the Center”) is staffed with specially trained nurses and exercise physiologists. The Center offers cardiac and orthopedic rehabilitation and also serves as a fully-equipped fitness center for residents, with electronic and personal trainers and group classes. Many of the local companies in Douglas, Georgia partner with the Center to offer financial enhancements to their employees who join and use the gym on a regular basis.
- CRMC conducts a monthly breast cancer support group for women in the community who are recently diagnosed with breast cancer, those undergoing treatment, and those who have completed treatment. Another support group for individuals living with diabetes is also available on a monthly basis.
- CRMC provides a team of case managers and social workers to educate, communicate, and collaborate on behalf of patients and families.
- Dental care is not usually associated with hospital admission, but CRMC clinicians recognize the importance of dental care for patients, especially those admitted as a result

of trauma or disease affecting the mouth or those who are experiencing dental and oral pain during their treatment and hospital stay.

- CRMC has established an Industrial Medicine Clinic to provide a comprehensive program of medical, preventive, and education services dedicated to the health and well-being of workers in Coffee and surrounding counties, including the self-employed, as well as adult dependents of employees of local companies registered with the Industrial Medicine Clinic.
- CRMC's in-house telemedicine technology and its membership in the Georgia Partnership for Telehealth mean patients have access to expertise not available locally – highly specialized endocrinologists, pediatric cardiologists, or geriatric psychiatrists, for example – all without leaving the care of their personal physician or having to travel hundreds of miles. Currently more than 40 patients use CRMC's telemedicine services per month.
- CRMC operates a Walk-In Clinic for adults and children over six months in age. No appointment is necessary. The Walk-In Clinic is open from 10 a.m. to 10 p.m., seven days a week. Patients are treated on a first-come, first-served basis with minimal wait times. The Walk-In Clinic provides medical services similar to those provided by a primary care office.
- CRMC also offers many community events such as smoking cessation and weight loss programs, free sports physicals for high school athletes, an annual health and wellness fair, and a fitness 5K race/walk.

TOP COMMUNITY NEEDS

The following list of community needs was identified through interviews of community physicians and leaders, as well as review of the medical staff and community surveys and county health rankings. The following list of community needs is in no particular order.

- Additional Primary Care Resources
- Access to care/Transportation
- Obesity Assistance/Diet and Nutrition Classes
- Substance Abuse Treatment/Prevention
- Health Education
- Dental Care
- Preventative Care
- More Specialty Care
- Improved Equipment
- Cancer Treatment Options

COMMUNITY NEEDS IMPLEMENTATION PLAN

Coffee Regional Medical Center has developed an implementation plan to address the community health needs identified through its CHNA process. This document outlines plans for Coffee Regional to support specific community benefit efforts as part of a larger community-wide plan. Details of the plan are discussed later in this document.

Priority #1 – Additional Primary Care Resources

CRMC recognizes additional primary care physicians are needed in Coffee and Atkinson counties to provide appropriate access points to care.

Priority #2 – Access to Care/Transportation

CRMC recognizes limited access to free and reduced cost care and transportation keeps the citizens of Coffee and Atkinson counties from receiving the care.

Priority #3 – Health Education/Obesity/Diet and Nutrition/Preventive Care

CRMC recognizes that education and preventative care are vital resources to a healthier community. Combined with local community organizations, we will attempt to offer more education and resources about preventative care for a healthier community.

Priority #4 – Cancer Treatment Options

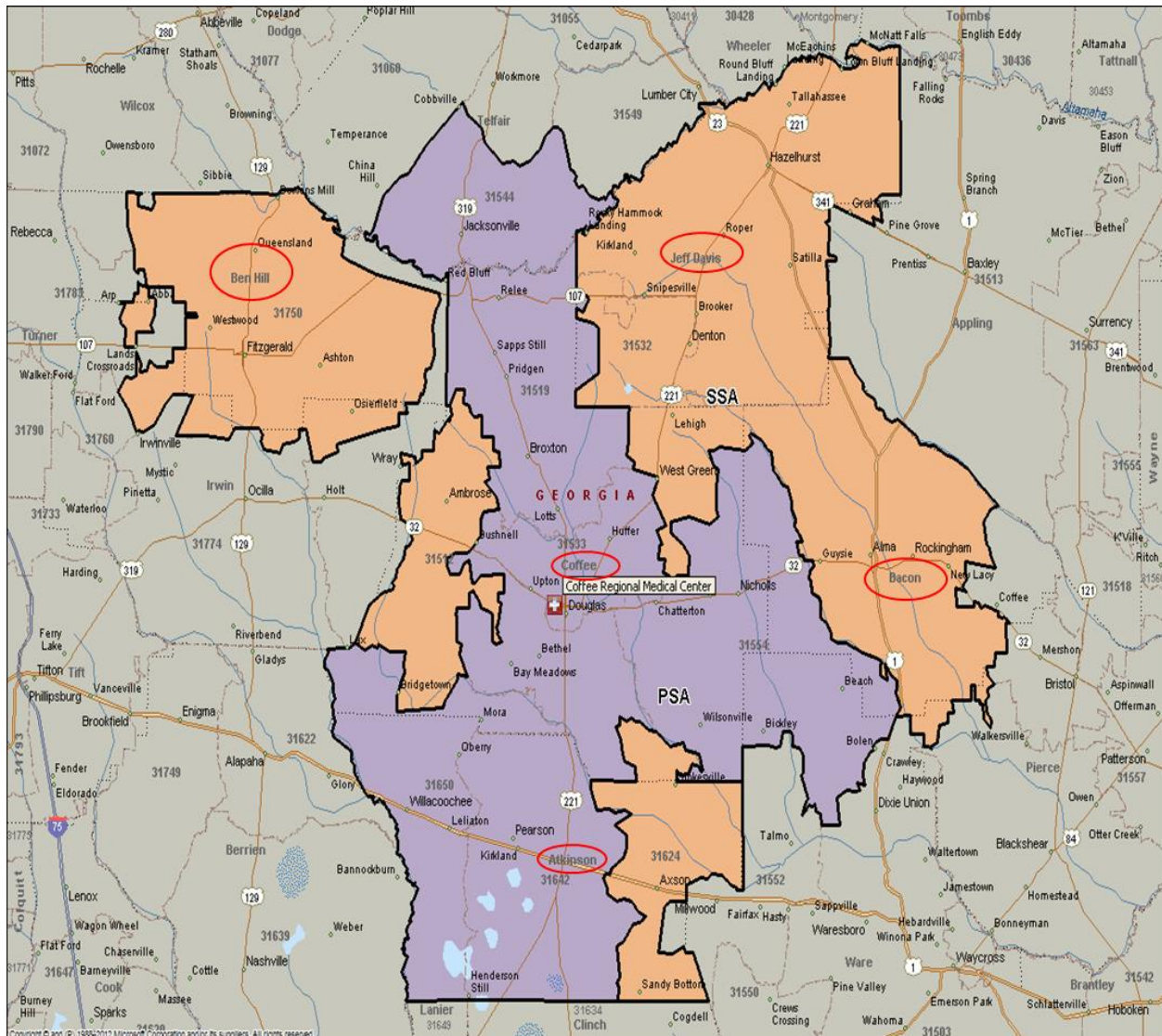
CRMC recognizes that Cancer is the second leading cause of death in the United States. CRMC and local physicians know that early detection is the best form of treatment.

COMMUNITY NEEDS ASSESSMENT

COMMUNITY DESCRIPTION

Defining Our Community

Coffee Regional Medical Center is an acute care hospital for adults and children in southern Georgia whose primary service area (“PSA”) (as defined by inpatient admissions and physical proximity to CRMC) includes most of Coffee and Atkinson counties as indicated on the map below. The secondary service area (“SSA”) includes the majority of Jeff Davis, Ben Hill and Bacon counties.



■ Primary Service Area ■ Secondary Service Area

The total service area population for 2010 (to include only the zip codes shown on the map on the prior page) includes 38,635 individuals, growing to 39,784 individuals by 2016 (a 3% increase). People 65 years of age and older comprise the fastest growing component of the service area.

2010 Population¹

Service Area	Ages 00-14	Ages 15-19	Ages 20-24	Ages 25-34	Ages 35-44	Ages 45-54	Ages 55-64	Ages 65+	Total
PSA	3,990	1,518	1,645	2,786	2,584	2,507	1,918	2,176	19,124
SSA	4,535	1,372	1,306	2,544	2,298	2,493	2,204	2,759	19,511
Total	8,525	2,890	2,951	5,330	4,882	5,000	4,122	4,935	38,635
% Population	21.1%	7.5%	7.6%	13.8%	12.6%	12.9%	10.7%	12.8%	100%

2016 Population²

Service Area	Ages 00-14	Ages 15-19	Ages 20-24	Ages 25-34	Ages 35-44	Ages 45-54	Ages 55-64	Ages 65+	Total
PSA	4,168	1,413	1,552	2,900	2,646	2,396	2,199	2,604	19,878
SSA	4,411	1,305	1,215	2,591	2,318	2,387	2,506	3,173	19,906
Total	8,579	2,718	2,767	5,491	4,964	4,783	4,705	5,777	39,784
% Population	21.6%	6.8%	7%	13.8%	12.5%	12.0%	11.8%	14.5%	100%

% Change in Population

2010-2016	0.63%	-5.95%	-6.24%	3.02%	1.68%	-4.34%	14.14%	17.06%	2.80%
------------------	--------------	---------------	---------------	--------------	--------------	---------------	---------------	---------------	--------------

Service Area County Demographics³⁴

Coffee County Demographics:

- 2012 Population consisted of 40,868 individuals:
 - 48.8% of the population is female and 51.2% is male (2012).
 - 69.8% of the population is White, 27.8% is Black, and 2.4% is other (2012).
 - 10.6% of the population is of Hispanic or Latino origin (2012).
 - 6.9% are foreign-born individuals (2007-2011).
 - 10.3% speak a language other than English at home (2007-2011).
 - 23.5% of individuals are below the poverty level, compared to 16.5% for the state of Georgia (2007-2011).
 - \$34,327 is the median household income (2007-2011).
- 2007-2011 high school graduation rate was 73.6%, compared to 84.0% for the state of Georgia.

¹ U.S. Census Bureau, 2000 census population (www.census.gov [February 2012]).

² ESRI 2016 projected percentages of population.

³ US Census Bureau's State & County Quick Facts: <http://quickfacts.census.gov/qfd/states/13000.html>. Note: "Other" under percent population by race includes American Indian and Alaskan Native, Asian, Native Hawaiian and Other Pacific Islander, and persons reporting more than two races.

⁴ 2013 County Health Rankings & Roadmaps for Georgia: www.countyhealthrankings.org/georgia.

Coffee County Demographics (continued):

- 2007-2011 bachelor degree or higher rate was 11.8%, compared to 27.5% for the state of Georgia.
- 2011 unemployment rate is 14.4%, compared to 9.8% for the state of Georgia.
- 2010 rate of uninsured individuals was 25.0%, compared to 22.0% for the state of Georgia.

Atkinson County Demographics:

- 2012 Population consisted of 8,230 individuals:
 - 49.3% of the population is female and 50.7% is male (2012).
 - 77.7% of the population is White, 17.6% is Black, and 4.7% is Other (2012).
 - 24.7% of the population is of Hispanic or Latino origin (2012).
 - 10.9% are foreign-born individuals (2007-2011).
 - 19.9% speak a language other than English at home (2007-2011).
 - 31.5% of individuals are below the poverty level, compared to 16.5% for the state of Georgia (2007-2011).
 - \$32,814 is the median household income (2007-2011).
- 2007-2011 high school graduation rate was 64.9%, compared to 84.0% for the state of Georgia.
- 2007-2011 bachelor degree or higher rate was 8.3%, compared to 27.5% for the state of Georgia.
- 2011 unemployment rate is 14.0%, compared to 9.8% for the state of Georgia.
- 2010 rate of uninsured individuals was 32.0%, compared to 22.0% for the state of Georgia.

Jeff Davis County Demographics:

- 2012 Population consisted of 13,659 individuals:
 - 50.5% of the population is female and 49.5% is male (2012).
 - 82.6% of the population is White, 15.2% is Black, and 2.2% is Other (2012).
 - 11.0% of the population is of Hispanic or Latino origin (2012).
 - 4.1% are foreign-born individuals (2007-2011).
 - 8.5% speak a language other than English at home (2007-2011).
 - 23.7% of individuals are below the poverty level, compared to 16.5% for the state of Georgia (2007-2011).
 - \$35,336 is the median household income (2007-2011).

- 2007-2011 high school graduation rate was 76.4%, compared to 84.0% for the state of Georgia.
- 2007-2011 bachelor degree or higher rate was 11.6%, compared to 27.5% for the state of Georgia.
- 2011 unemployment rate is 14.3%, compared to 9.8% for the state of Georgia.
- 2010 rate of uninsured individuals was 25.0%, compared to 22.0% for the state of Georgia.

Ben Hill County Demographics:

- 2012 Population consisted of 17,567 individuals:
 - 52.1% of the population is female and 47.9% is male (2012).
 - 62.1% of the population is White, 35.2% is Black, and 2.7% is Other (2012).
 - 6.0% of the population is of Hispanic or Latino origin (2012).
 - 1.8% are foreign-born individuals (2007-2011).
 - 2.5% speak a language other than English at home (2007-2011).
 - 26.1% of individuals are below the poverty level, compared to 16.5% for the state of Georgia (2007-2011).
 - \$31,943 is the median household income (2007-2011).
- 2007-2011 high school graduation rate was 73.2%, compared to 84.0% for the state of Georgia.
- 2007-2011 bachelor degree or higher rate was 12.3%, compared to 27.5% for the state of Georgia.
- 2011 unemployment rate is 13.8%, compared to 9.8% for the state of Georgia.
- 2010 rate of uninsured individuals was 24.0%, compared to 22.0% for the state of Georgia.

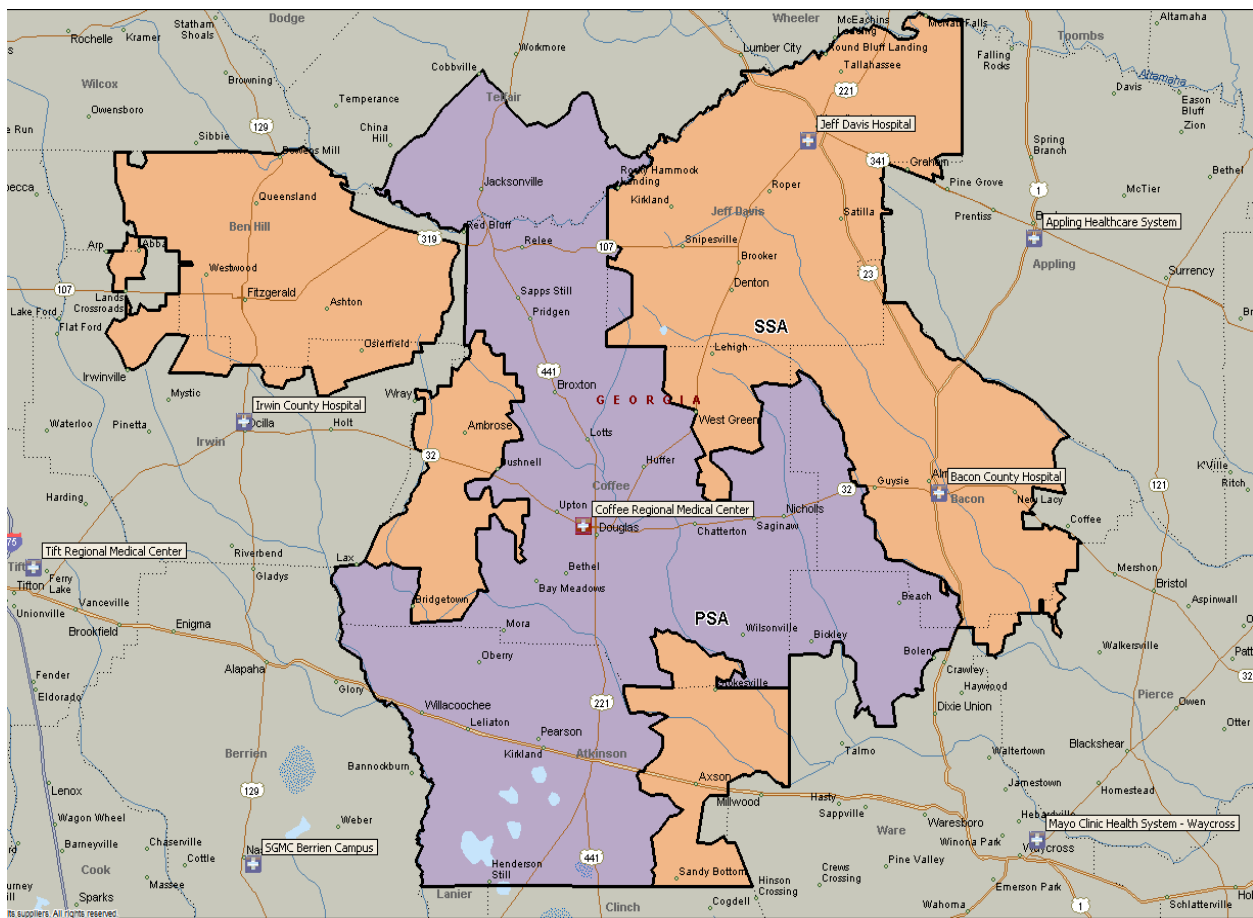
Bacon County Demographics:

- 2012 Population consisted of 10,601 individuals:
 - 50.3% of the population is female and 49.7% is male (2012).
 - 81.7% of the population is White, 16.0% is Black, and 2.3% is Other (2012).
 - 7.9% of the population is of Hispanic or Latino origin (2012).
 - 5.0% are foreign-born individuals (2007-2011).
 - 5.9% speak a language other than English at home (2007-2011).
 - 20.1% of individuals are below the poverty level, compared to 16.5% for the state of Georgia (2007-2011).
 - \$32,065 is the median household income (2007-2011).

- 2007-2011 high school graduation rate was 71.9%, compared to 84.0% for the state of Georgia.
- 2007-2011 bachelor degree or higher rate was 8.0%, compared to 27.5% for the state of Georgia.
- 2011 unemployment rate is 9.9%, compared to 9.8% for the state of Georgia.
- 2010 rate of uninsured individuals was 26.0%, compared to 22.0% for the state of Georgia.

Existing Health Care Facilities

CRMC is the sole hospital-provider within its PSA. In fact, all of the counties within CRMC's service area are designated as health professional shortage areas ("HPSAs") for primary medical care, dental, and mental health. Additional detail related to HPSAs is presented in ***Appendix C***. The map below includes seven hospital facilities within CRMC's SSA and the surrounding area.



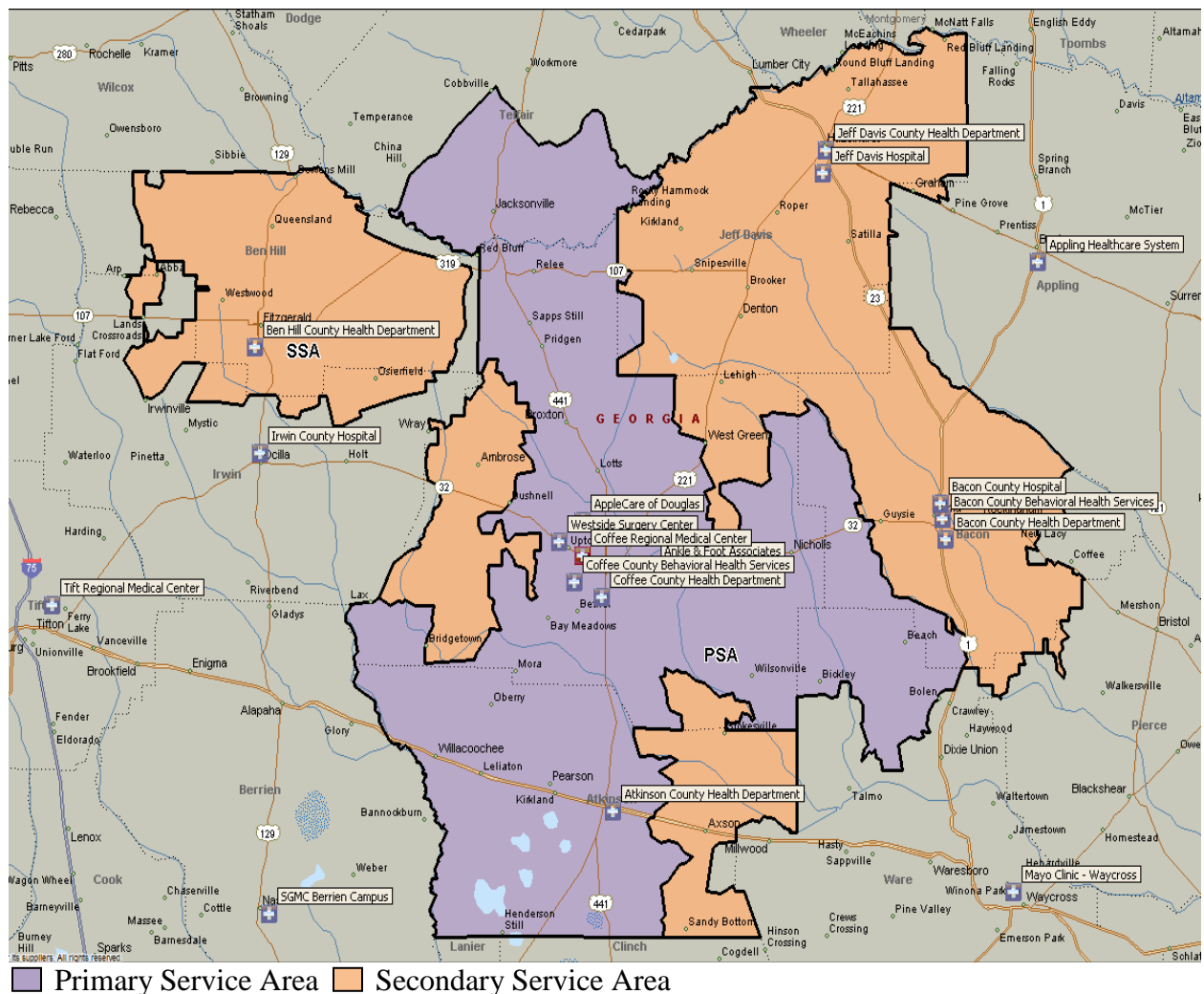
■ Primary Service Area ■ Secondary Service Area

Hospitals ⁵					
Facility	Entity Type	# of Beds	Miles from CRMC	Services	Insurance/ Uninsured
Appling Healthcare System	Non-Profit	49	42 miles	<ul style="list-style-type: none"> • Community Education/ Resource • Emergency Services • Inpatient Dialysis • Imaging Services • Laboratory Services • Oncology & Hematology • Pharmacy • Rehabilitation Services • Respiratory Therapy • Skilled Nursing 	<ul style="list-style-type: none"> • Commercial Insurance • Medicaid • Medicare • PeachCare • Uninsured – discounted FFS
Bacon County Hospital	Non-Profit	113	24.4 miles	<ul style="list-style-type: none"> • Emergency Services • Imaging Services • Laboratory Services • Obstetrics & Nursery • Patient Education • Pharmacy • Physical, Occupational & Speech Therapy • Respiratory Therapy • Skilled Nursing • Surgical Services • Sleep Center 	<ul style="list-style-type: none"> • Commercial Insurance • Medicaid • Medicare • PeachCare • Uninsured – discounted FFS
Irwin County Hospital	Municipal	64	24.8 miles	<ul style="list-style-type: none"> • Emergency Services • Imaging Services • Laboratory Services • Obstetrics • Respiratory Therapy • Skilled Nursing 	<ul style="list-style-type: none"> • Commercial Insurance • Medicaid • Medicare • Uninsured – discounted FFS
Jeff Davis Hospital	Municipal	25	30.8 miles	<ul style="list-style-type: none"> • Emergency Services • Imaging Services • Laboratory Services • Hospice • Outpatient Services • Respiratory Therapy • Skilled Nursing • Surgical Services • Sleep Center • Telemedicine 	<ul style="list-style-type: none"> • Commercial Insurance • Medicaid • Medicare • Uninsured – discounted FFS

⁵ All within 75 miles. http://health.usnews.com/best-hospitals/search?city=31533-2207&zip=&distance=50&state=&sort_by=&specialty_id=All&hospital_name=&service_offered=All

Hospitals					
Facility	Entity Type	# of Beds	Miles from CRMC	Services	Insurance/ Uninsured
Tift Regional Medical Center	Municipal	191	41.5 miles	<ul style="list-style-type: none"> • Arthritis Center • Birthing Room • Breast Cancer Screening • Cancer Services • Endoscopy • Hospice Care • Pediatric Services • Pharmacy • Respiratory Care • Surgery Services 	<ul style="list-style-type: none"> • Commercial Insurance • Medicaid • Medicare • Uninsured – discounted FFS
Mayo Clinic Health System - Waycross	Non-profit	231	39 miles	<ul style="list-style-type: none"> • Birthing Centers • Cardiology • Emergency Medicine • Family Medicine • Infectious Diseases • Internal Medicine • Oncology • Orthopedics • Respiratory Therapy • Surgery Center 	<ul style="list-style-type: none"> • Commercial Insurance • Medicaid • Medicare • Uninsured – discounted FFS
South Georgia Medical Center (“SGMC”) Berrien Campus	For-Profit	39	37.1 miles	<ul style="list-style-type: none"> • Cardiac Services • Endoscopy • Emergency Services • Family Medicine • Health Information Management • Imaging Services • Laboratory Services • Patient Education • Patient Therapy • Respiratory Therapy • Skilled Nursing • Surgical Services • Telemedicine 	<ul style="list-style-type: none"> • Commercial Insurance • Medicaid • Medicare

The map below identifies other healthcare facilities (Ambulatory Surgery Centers, Mental Health, and Urgent Care/Clinics) within CRMC's primary and secondary service areas. Details regarding each of these facilities are included on the following pages.



The following table lists other healthcare facilities that are available in CRMC's primary and secondary service areas.⁶

Ambulatory Surgery Center				
Facility	Entity Type	Miles from CRMC	Services	Insurance/ Uninsured
Westside Surgery Center, LLC	Privately-owned	0.2 miles	<ul style="list-style-type: none"> • Diagnostic Testing • Laboratory Services • Pharmacy • Plastic Surgery • Surgical Services 	<ul style="list-style-type: none"> • Commercial Insurance • Medicaid • Medicare
Clinics/Urgent Care				
Facility	Entity Type	Miles from CRMC	Services	Insurance/ Uninsured
Ankle & Foot Associates, LLC	Privately-owned	0.2 miles	<ul style="list-style-type: none"> • Diabetic Treatment & Shoes • Laser Therapy • Pediatrics - Adults • Surgical Services 	<ul style="list-style-type: none"> • Commercial Insurance • Medicaid • Medicare
AppleCare of Douglas	Privately-owned	0.1 miles	<ul style="list-style-type: none"> • Primary Care/ Family Medicine Services • Pediatrics - Adults • Walk-in Clinic 	<ul style="list-style-type: none"> • Commercial Insurance • AppleCare Advantage Program
Atkinson County Health Department	Municipal	16.8 miles	<ul style="list-style-type: none"> • Children's Services • Community Health • Diagnostic Testing • Health Education • Family Planning Services • Immunizations • Perinatal Planner • Women's Health Services 	<ul style="list-style-type: none"> • Commercial Insurance • Discounted Fees • Medicaid • Medicare • Payment Plans Available • Uninsured
Bacon County Health Department	Municipal	24.4 miles	<ul style="list-style-type: none"> • Children's Services • Community Health • Diagnostic Testing • Health Education • Family Planning Services • Immunizations • Infectious Disease Program • Perinatal Planner • Women's Health Services 	<ul style="list-style-type: none"> • Commercial Insurance • Discounted Fees • Medicaid • Medicare • Payment Plans Available • Uninsured

⁶ All facility-related information was acquired from individual facility websites.

Clinics/Urgent Care				
Facility	Entity Type	Miles from CRMC	Services	Insurance/ Uninsured
Ben Hill County Health Department	Municipal	30 miles	<ul style="list-style-type: none"> • Children's Services • Community Health • Diagnostic Testing • Health Education • Family Planning Services • Immunizations • Infectious Disease Program • Perinatal Planner • Women's Health Services 	<ul style="list-style-type: none"> • Commercial Insurance • Discounted Fees • Medicaid • Medicare • Payment Plans Available • Uninsured
Coffee County Health Department	Municipal	1.2 miles	<ul style="list-style-type: none"> • Children's Services • Community Health • Diagnostic Testing • Health Education • Family Planning Services • Immunizations • Infectious Disease Program • Perinatal Planner • Women's Health Services 	<ul style="list-style-type: none"> • Commercial Insurance • Discounted Fees • Medicaid • Medicare • Payment Plans Available • Uninsured
Jeff Davis County Health Department	Municipal	1.2 miles	<ul style="list-style-type: none"> • Children's Services • Community Health • Diagnostic Testing • Health Education • Family Planning Services • Immunizations • Infectious Disease Program • Perinatal Planner • Women's Health Services 	<ul style="list-style-type: none"> • Commercial Insurance • Discounted Fees • Medicaid • Medicare • Payment Plans Available • Uninsured

Mental Health				
Facility	Entity Type	Miles from CRMC	Services	Insurance/ Uninsured
Bacon County Behavioral Health Services (operated by Unison Behavioral Health Services)	Municipal	0.9 miles	<ul style="list-style-type: none"> Adult and Child Health And Addictive Disease Services: Psychiatric Evaluations; Nursing Assessments; Individual, Family, and Group Counseling/Therapy; Case Management/Community Support, Crisis Interventions Developmental Disability Services 	<ul style="list-style-type: none"> Commercial Insurance Medicaid Medicare
Coffee County Behavioral Health Services (operated by Unison Behavioral Health Services)	Municipal	0.9 miles	<ul style="list-style-type: none"> Adult and Child Health And Addictive Disease Services: Psychiatric Evaluations; Nursing Assessments; Individual, Family, and Group Counseling/Therapy; Case Management/Community Support, Crisis Interventions Developmental Disability Services 	<ul style="list-style-type: none"> Commercial Insurance Medicaid Medicare

Physicians who are part of CRMC’s medical staff include: three family practice physicians, six internal medicine physicians, six emergency physicians, four OB/GYN physicians, two pediatricians, three general surgeons, three cardiologists, two vascular surgeons, and physicians from 15 other specialties.

DATA COLLECTION APPROACHES

I. Community Survey Questionnaire:

- In 2012, CRMC developed a community survey questionnaire to provide to persons within its service area. Paper copies as well as an online survey were made available in both English and Spanish. CRMC provided the survey to all patients who presented to CRMC through front admissions and to all patients that presented to the three largest primary care clinics: Coffee Women’s Care Center, CRH OB/GYN, and CRH Pediatrics. Patients were incentivized to participate.
- The survey questionnaire included 22 topic questions related to demographics, socioeconomic status, and individual healthcare. CRMC received 244 returned responses. The participants’ races closely reflect the racial make-up of Coffee County; however, the household income of the majority of the respondents was below the median household income for Coffee County. Respondents were predominately female, not atypical for this type of survey, and showed greater representation of 25 to 34-year olds as compared to respondents over the age of 65. Detailed survey results are included in **Appendix A**.

II. Physician and Community Interviews:

- A written survey was provided to physicians and leaders within the community to assess the health of the community, as well as its specific needs. The community leader surveys were conducted during July and August 2012 and the physician surveys were conducted during August and September 2013. Detailed results of the interviews and surveys are discussed later in this report. Background information on individuals surveyed is also included in **Appendix B**.

III. Statistical Data Sources:

The following sources were used to identify statistical information related to education, jobs, access to and quality of healthcare, environment, and individual behaviors for the state of Georgia and the five service area counties (Coffee, Atkinson, Jeff Davis, Ben Hill, and Bacon):

- 2013 County Health Rankings & Roadmaps for Georgia:
www.countyhealthrankings.org/georgia
- Georgia Department of Public Health’s Office of Health Indicators for Planning OASIS: Behavioral Risk Factors Web Query Tool:
<http://oasis.state.ga.us/oasis/oasis/brfss/qryBRFSS.aspx>
- Georgia Health Equity Initiative’s 2008 Health Disparities Report: *A County-Level Look at Health Outcomes from Minorities in Georgia*
- US Census Bureau’s State & County Quick Facts:
<http://quickfacts.census.gov/qfd/states/13000.html>

The statistical findings are presented on the following pages.

SUMMARY OF FINDINGS FROM HEALTH AND COMMUNITY DATA⁷⁸

The tables below highlight several health-related measures (education, jobs, access to and quality of healthcare, environment, and individual behaviors) and corresponding statistical data for national, state, and county levels. Blue highlighted boxes identify counties that are either significantly higher or lower than the state and/or the national benchmark/finding.

Social/Economic Demographics ⁹	US	GA	Coffee County	Atkinson County	Jeff Davis County	Ben Hill County	Bacon County
High School Graduation Rate (State-specific)	Not Reported	67%	66%	78%	76%	65%	77%
Some College (2007-2011)	70%	59%	36%	20%	38%	41%	33%
Unemployment Rate (2011)	5%	9.8%	14.4%	14.0%	14.3%	13.8%	9.9%
Children in Poverty (2011)	14%	27%	40%	44%	36%	43%	35%
Inadequate Social Support (2005-2010)	14%	21%	29%	Not Reported	Not Reported	27%	15%
Access to Recreational Facilities per 100,000 population (2010)	16	8	5	0	0	6	9

Overall, the counties included in CRMC's service area have a higher rate of unemployment and children living in poverty than both state and national levels. In addition, the prevalence of fast food restaurants (versus other restaurants) coupled with the rate of physical inactivity and other health-related behaviors are also higher than state and national levels and can contribute to the higher rate of obesity as indicated on the following chart. Additionally, sexually transmitted infections and teen birth rate is significantly higher in the PSA and SSA's (especially in Ben Hill County) compared to the state and national averages.

⁷ 2013 County Health Rankings & Roadmaps for Georgia: www.countyhealthrankings.org/georgia

⁸ Georgia Department of Public Health's Office of Health Indicators for Planning OASIS: Behavioral Risk Factors Web Query Tool: <http://oasis.state.ga.us/oasis/oasis/brfss/qryBRFSS.aspx>

⁹ See Footnote 7.

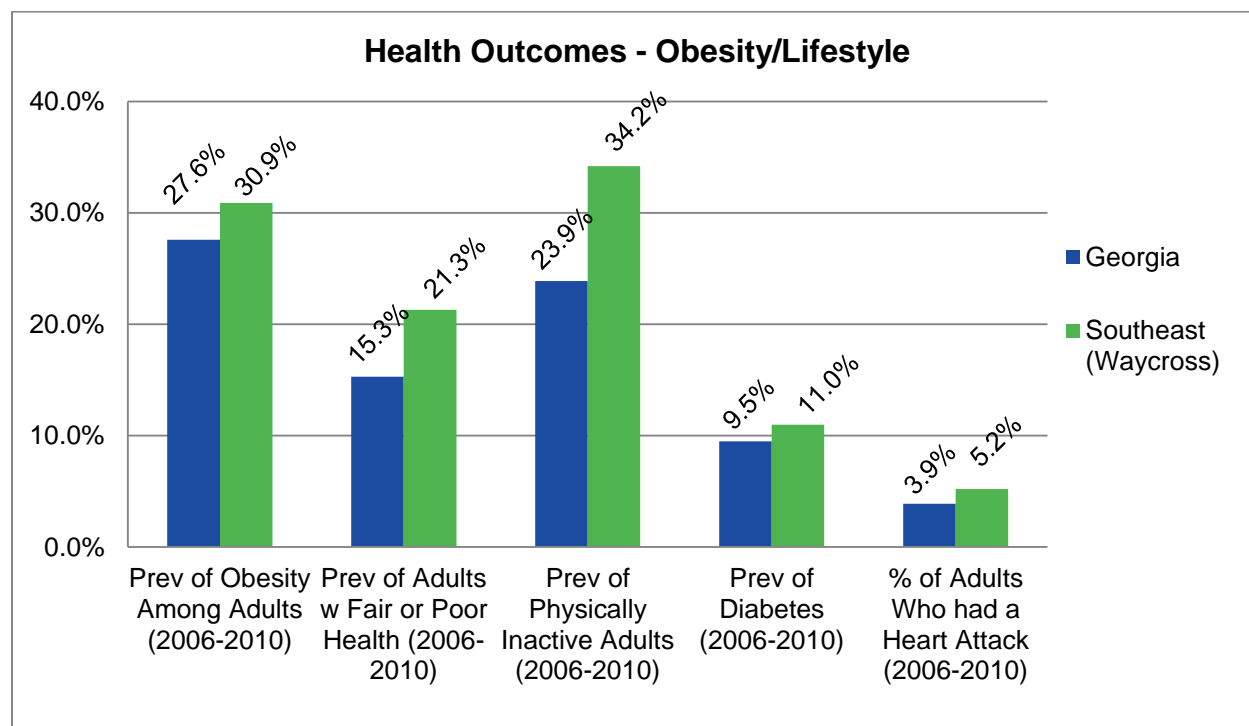
Health-Related Behaviors ¹⁰	US	GA	Coffee County	Atkinson County	Jeff Davis County	Ben Hill County	Bacon County
Adult Smoking (2005-2011)	13%	19%	23%	16%	Not Reported	22%	15%
Adult Obesity (2009)	25%	28%	30%	29%	27%	33%	31%
Fast Food Restaurants (out-of-total restaurants) (2010)	27%	50%	54%	57%	50%	65%	62%
Physical Inactivity (2009)	21%	24%	32%	30%	26%	31%	34%
Excessive Drinking (2005-2011)	7%	14%	12%	4%	Not Reported	7%	10%
Motor Vehicle Crash Death per 100,000 Lives (2004-2010)	10	16	24	38	30	18	44
Sexually Transmitted Infections per 100,000 population (2010)	92	466	399	334	312	805	315
Teen Birth Rate per 1,000 Female Ages 15-19 (2004-2010)	21	50	88	94	94	105	96

Clinical Care ¹¹	US	GA	Coffee County	Atkinson County	Jeff Davis County	Ben Hill County	Bacon County
Uninsured under Age 65 (2010)	11%	22%	25%	32%	25%	24%	26%
Primary Care Physicians (2011-2012)	1,067:1	1,611:1	1,939:1	Not Reported	3,016:1	1,604:1	1,847:1
Preventable Hospital Stays per 1,000 Medicare Enrollees (2010)	47	68	162	155	174	119	189
Diabetic Screening (2010)	90%	84%	76%	78%	82%	76%	79%
Mammography Screening (2010)	73%	64%	57%	57%	51%	54%	56%

¹⁰ See Footnote 7 on Page 16.

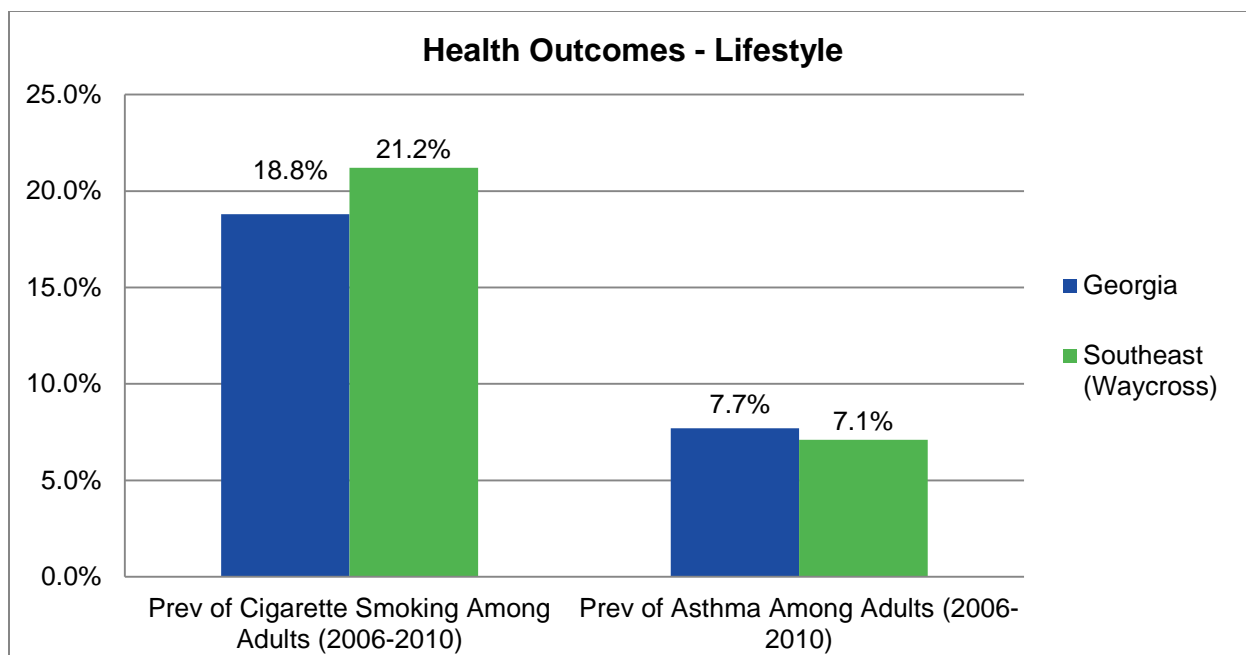
¹¹ See Footnote 7 on Page 16.

The preceding table reveals the percentage of individuals without insurance coverage under the age of 65 is higher in CRMC's service area (especially in Atkinson County) compared to the state of Georgia and national averages. Mammography screenings are lower in the service area compared to national averages. Also significant is the population to the number of primary care physicians in Jeff Davis County. This reflects a significant need for additional primary care resources.

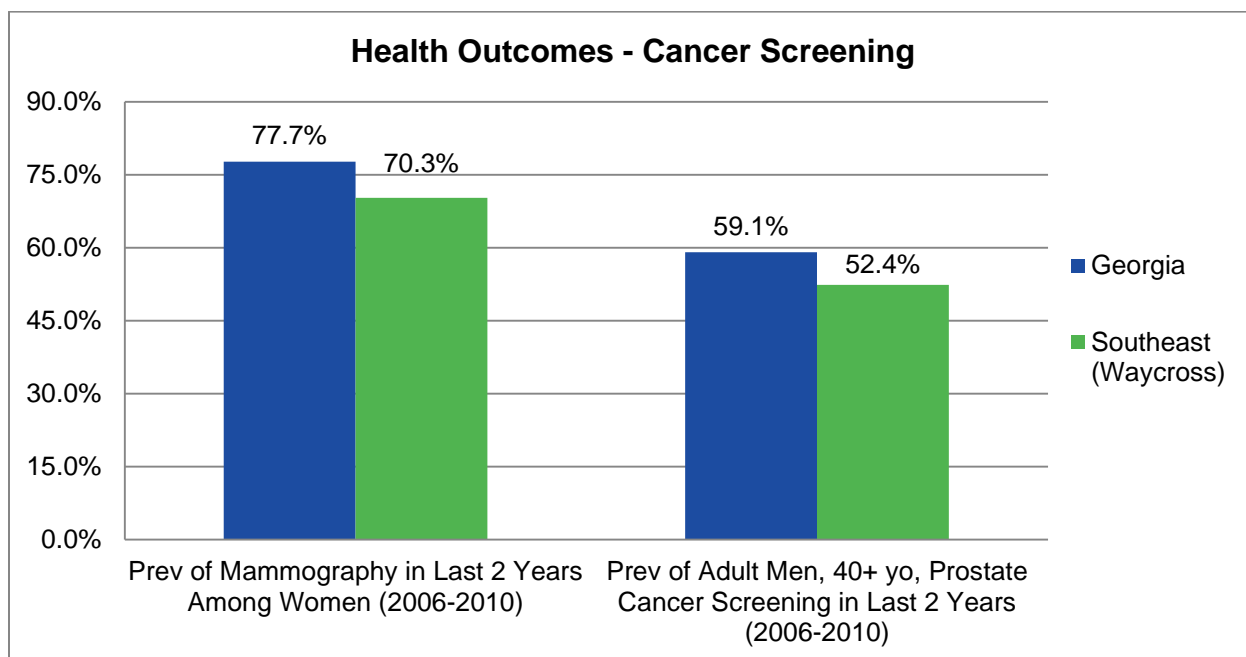


12

¹² See Footnote 8 on Page 16. **Note:** Southeast (Waycross) represents the following counties: Candler, Bulloch, Evans, Toombs, Tattnall, Jeff Davis, Appling, Wayne, Coffee, Bacon, Pierce, Atkinson, Ware, Brantley, Clinch, and Charlton.



13



14

¹³ See Footnote 8 on page 16.

¹⁴ See Footnote 8 on page 16.

Health Outcomes ¹⁵	GA	Southeast (Waycross)
Prevalence of No Health Coverage Among Adults (2006-2010)	18.4%	26.5%

The table below identifies the county rankings for health outcomes and health factors; the lower the number, the healthier the county. In summary of the following statistical data table, Ben Hill County is rated as having the poorest health outcomes, while Coffee County has the poorest health factors compared to the other counties in CRMC's primary and secondary service areas.

Health Rankings by County (of 159) ¹⁶	Coffee County	Atkinson County	Jeff Davis County	Ben Hill County	Bacon County
Health Outcomes	98	69	136	147	107
Mortality	75	120	143	95	133
Morbidity	134	30	94	159	69
Health Factors	157	151	123	153	104
Health Behaviors	118	42	52	136	91
Clinical Care	154	159	157	137	156
Social & Economic Factors	151	149	115	146	64
Physical Environment	46	97	69	104	16

¹⁵ See Footnote 8 on Page 16.

¹⁶ See Footnote 7 on Page 16.

FINDINGS FROM COMMUNITY INPUT PROCESS

PROCESS FOR CONSULTING WITH PERSONS REPRESENTING THE COMMUNITY'S INTERESTS

CRMC developed and distributed a community survey questionnaire to receive input from the residents of the community regarding current health behaviors and health needs. In addition, as part of the assessment of the community and the community's needs, surveys were conducted with both physicians and community leaders (refer to **Appendix B** for list) in order to ascertain the current health of the community, its health needs, and any programs currently implemented to address these needs.

Community Survey Results

The questions on the community survey focused on health behaviors and concerns. Full results of the survey are included in **Appendix A**. Highlights of the results included the following:

- Approximately 62% of respondents have delayed health care for themselves or someone in their household due to lack of money and/ or health insurance.
- Less than 30% of respondents rated their personal health as fair or poor.

The respondents indicated cancer, drug/alcohol abuse and diabetes as the biggest health concerns in the community. In addition, more respondents ranked health screenings and education for diabetes and substance abuse as needed free services in the community. Lack of insurance or ability to pay for services were the biggest issues related to seeking medical care.

Physician and Community Leader Interview Results

The following outlines the top responses received from the interviews in each category. See **Appendix B** for a list of interviewees.

A. What do you perceive as the biggest health needs in the community?

- | | |
|----------------------|---------------------------------|
| • Primary Care | • Dental Care |
| • Obesity Assistance | • Access to Care/Transportation |
| • Health Education | • Preventative Care |

B. What are the main diseases faced by individuals in the community?

- | | |
|-----------------|------------------------------------|
| • Cancer | • Hypertension/High Blood Pressure |
| • Diabetes | • Drug Addiction |
| • Heart Disease | • Obesity |

C. What are the barriers to individuals in the community receiving needed care?

- | | |
|--|---|
| • Financial/Cost Pressure | • Transportation to Care |
| • Lack of Education | • Preventative Care |
| • Poor Insurance Coverage/
High Deductible/Co-payment | • Amount of/Availability of Primary
Care |

D. What types of specialty care and/or healthcare services are missing in the community?

- Primary Care/Family Physicians
- Heart Specialists
- Dermatologists
- Neurologists
- Endocrinologists
- Allergists
- Cancer Programs (Radiation Oncology, Tumor Registrar, Patient Navigation)
- Infectious Disease Treatment
- Mental Health

E. What are the top areas you feel are the most important in making the residents of the community healthier?

- Primary Care
- Obesity Control (education and prevention)
- Immunizations
- General Wellness and Exercise
- Early Screening
- Health Fairs/Public Awareness Access to Care & Physicians

F. Where do you go for your non-emergency health services?

- Primary Care Physician
- Walk-In Clinic

G. What areas do you believe should receive more emphasis in the community than they do now?

- Diet/Nutrition Education
- Wellness/Exercise
- Early Screening
- Health Fairs/Public Awareness
- Preventative Education
- School Health Services

H. What type of health education services are most needed in the community?

- General Wellness/Nutrition/Weight Management
- Teen Pregnancy
- When to use the urgent care vs. ER
- Prenatal Care

IMPACT INITIATIVES

PRIORITY HEALTH ISSUES

Priority Health Issue #1: Additional Primary Care Resources

Description of Community Need:

The ratio of the number of primary care physicians to population in the area is low compared to national and Georgia averages.

Vision:

Coffee Regional Medical Center recognizes that additional primary care physicians are needed in Coffee and Atkinson counties to provide appropriate access points to care.

Partner Agencies and Roles:

- CRH Physician Practices
- Independent local physician practices

Hospital Strategy:

CRMC will be heavily involved in meeting the primary care needs in Coffee and Atkinson counties through continued recruitment efforts. In the past 24 months, CRMC has recruited and employed three primary care physicians into the CRH Physician Practices model. With these additions, the hospital is able to enhance the stability of primary care by encouraging patients to remain within the community and assure greater availability of access points.

According to the latest Physician to Population manpower study, the primary service area for Coffee Regional Medical Center will be underserved due to a deficit of 16 internal medicine physicians, 9 family practice doctors, 3 OB/GYN physicians, and 3 pediatricians. Coffee Regional recognizes the deficit and has a physician recruiter on staff to assist in bringing additional medical expertise to the area.

Measure:

CRMC will repeat the Physician to Population manpower study in a timely manner to assure the physician deficit decreases.

Priority Health Issue #2: Access to Care/Transportation

Description of Community Need:

Through the CHNA process, access to care and transportation was identified as a prevalent need in the Community. Access for some individuals is limited due to income or insurance status.

Vision:

CRMC recognizes limited access to free and reduced cost care prevents the citizens of Coffee and Atkinson counties from receiving care. By increasing how we, as a community, can reach these individuals, CRMC hopes to see their health needs addressed in a more preventative manner. Access to healthcare generally refers to the ease with which an individual can obtain needed medical services. Obstacles such as distance, time, and finances play a role as hospitals and other community organizations work together to address this need.

Partner Agencies and Roles:

- CRMC partners with the following agencies:
 - Coffee County Department of Family and Children Services and Outside Eligibility Vendors to assist families through the Medicaid/PeachCare enrollment by providing streamlined and convenient assistance.
 - Non-Emergency Transport Services to provide transportation services to and from healthcare appointments at a reduced rate.
 - Local Home Health Agencies to assist people in getting the services they need after hospitalization such as care management, referrals for follow up appointments, home health agencies, etc.
 - Southeast Georgia Area Agency on Aging - providing advocacy services for individuals to help them meet their health care needs.
- Coffee and Atkinson County Health Department - provides individuals access to healthcare that do not have financial resources to seek services at a primary care services.
- South Georgia College – provides healthcare access to all students at the local college that need non-emergency care through services provided at Coffee Regional First Care Clinic located on Shirley Avenue.
- Coffee County Extension Agency – provides assistance through the new healthcare marketplace navigational program to assist patient with enrollment in the healthcare exchange for affordable care.

Hospital Strategy:

Several organizations in the community are working to improve access to care, including CRMC. As an organization, CRMC will educate the public on healthcare access and means of transportation available to and from appointments. CRMC will continue to work with partners outside of the hospital to evaluate the feasibility of combining resources to open a free health clinic to provide free and/or reduced cost to patients in our community and surrounding counties.

Measure:

CRMC will measure our success through referrals to the outside agencies and improved reduction in repeat visits to our emergency department and admissions to the facility.

Priority Health Issue #3: Health Education/Obesity/Diet and Nutrition/Preventive Care

Description of Community Need:

Through the CHNA process, education and preventative care were identified as needs in the community. Preventative diseases and obesity are associated with lifestyle, education-level, and income-levels of the local population.

Vision:

CRMC recognizes education and preventative care are vital resources to a healthier community. CRMC's efforts, combined with local community organizations, will provide more education and resources for preventative care.

Partner Agencies and Roles:

- Coffee County Parks and Recreation – health and wellness classes are offered to adults and children. Includes healthy eating and cooking, aerobics, Zumba, and basic exercise classes.
- County Health Departments – preventive care, nursing assessments, and nutritional education and wellness initiatives are offered for children and adults. Preventative care, including discounted or free mammograms, and women's health screenings are also offered.
- Coffee County School System – healthy meals are provided daily for students and wellness programs are in place to encourage healthy lifestyles. School nurses also provide education, preventative care, and serve as resources for students.
- Community Health Festival – free and reduced cost screenings are offered, including blood sugar, BMI, and blood pressure. The festival also provides the community with numerous health resources.

Hospital Strategy:

CRMC offers a diabetes support group, dietitian consults, and education and wellness programs through the Wellness Center. Cardiac rehab is also an available service. CRMC through industrial medicines is offering and encouraging local industry to provide education and

preventative care for their employees. Through the industrial medicine program employees are rewarded for healthy lifestyles Coffee County offers a number of free or reduced cost programs for education and prevention. Our goal is to reach more of the population with these programs and encourage greater participation.

Measure:

CRMC will measure our program effectiveness by monitoring program attendance, participation, and outcomes.

Priority Health Issue #4: Cancer Treatment Options

Description of Community Need:

Through the CHNA process, the availability of cancer treatment options was identified as a prevalent need in the Community.

Vision:

CRMC recognizes that Cancer is the second leading cause of death in the United States. Over half a million people die each year in the U.S. due to cancer. Some cancers may be prevented through screening and early detection. Between the years of 2006-2010, 70.3% of women received a mammogram and 52.4% of men 40 age years and older received prostate cancer screening in the Southeast Georgia region. CRMC and local physicians recognize that early detection is the best form of treatment.

Provider Agencies and Roles

- CRMC partners with nearby facilities to offer advanced cancer treatment options. Through partnerships with St Joseph's/Candler in Savannah, Georgia and South Georgia Medical Center in Valdosta, Georgia, CRMC has been able to facilitate comprehensive and advanced cancer care for the members of the Community.

Hospital Strategy

CRMC currently offers programs that provide screening and education for early cancer detection. Some of these services are provided at either a free or reduced rate. CRMC's goal is to increase the percentage of community members that utilize these services.

- CRMC provides the latest in technology to aide in the early detection of breast cancer through their recent purchase of the Hologic 3D mammography technology, known as "Tomosynthesis." As the next generation of mammography, Tomosynthesis enables clinicians to identify and characterize individual breast structures with clarity and certainty never before possible. Tomography uses precise, 3-dimensional, digital imagery to create a complete reconstruction of the breast. This technology allows a physician to see masses and distortions associated with cancers much more clearly and much earlier.

- CRMC supports evidence based prostate cancer screenings and early detection through annual, reduced fee prostate screening for the members of the community as well as PSA screening through local physicians.
- CRMC continues to actively recruit physicians in a multi-specialty facet in order to provide a larger spectrum of cancer treatment and screening services for the community.

Measure:

CRMC will measure our effectiveness by monitoring program attendance, participation, and outcomes.

PROCESS FOR IDENTIFYING AND PRIORITIZING

All areas identified in this report are considered for impact planning. Results of the surveys and interviews, as well as community data, were presented to the Executive Committee at CRMC. In analyzing the data, the Executive Committee determined the above to be the most significant health needs in the community.

INFORMATION GAPS

There may be some gaps in the information provided in the support data tables due to the absence of current statistical data available, especially on a county level.

AREAS NOT COVERED BY IMPACT INITIATIVES

Coffee Regional Medical Center identified the four top areas to focus on out of all needs identified by the assessment. These four are considered the most significant health needs in the community and will be covered by the impact initiatives. Other health needs identified in the assessment but not deemed significant may be indirectly impacted by the initiatives, but resource constraints prevent Coffee Regional Medical Center from directly addressing these initiatives.

APPENDICES

APPENDIX A: COMMUNITY SURVEY RESULTS











The following are the results of the community-wide survey that was conducted during 2012. A total of 244 surveys were returned to CRMC. Results in bold identify areas that had a significant response rate compared to the other responses for that given question.

2012 Community Health Needs Assessment









1. What do you feel is the biggest health worry in your community?			
		Response Percent	Response Count
Cancer		29.3%	71
Heart disease		7.4%	18
Stroke		2.9%	7
Diabetes/Sugar Levels		15.7%	38
Dental health		2.5%	6
Drug or alcohol abuse		21.9%	53
Mental health		2.1%	5
Obesity or weight gain		9.9%	24
Tobacco use		5.0%	12
I don't know		3.3%	8
answered question			242
skipped question			2










2. What do you think stops people in your community from seeking medical care?

		Response Percent	Response Count
Fear (Not ready to face the health problem)		13.2%	32
Health services too far away		2.9%	7
No insurance		35.8%	87
Not able to pay for visit		33.3%	81
Transportation		5.8%	14
No appointments available		0.4%	1
Not enough primary care physicians		0.4%	1
Lack of knowledge		4.1%	10
Nothing stops people from seeking medical care		1.6%	4
I don't know		2.5%	6
answered question			243
skipped question			1







3. What do you think most affects the quality of health care you or others in your community receive?

		Response Percent	Response Count
Age		3.3%	8
Money (low income, no insurance, etc.)		77.5%	186
Not able to speak English		4.6%	11
Race		1.3%	3
Sex/gender		0.4%	1
I don't know		12.9%	31
answered question			240
skipped question			4





4. What do you feel people in your community lack the ability to purchase most?

		Response Percent	Response Count
Clothing		1.2%	3
Health insurance		50.8%	123
Home/Shelter		4.5%	11
Utilities (electricity/fuel/water)		4.5%	11
Medicine		18.2%	44
Transportation		7.4%	18
Food		1.7%	4
Education		2.9%	7
I don't know		8.7%	21
answered question			242
skipped question			2











5. How would you rate your personal health?

		Response Percent	Response Count
Excellent		7.4%	18
Very Good		26.4%	64
Good		36.0%	87
Fair		22.7%	55
Poor		7.0%	17
I Don't Know		0.4%	1
answered question			242
skipped question			2

6. Are you a smoker?
















		Response Percent	Response Count
Yes		17.4%	42
Not ever		54.8%	132
Not currently, but I did in the past		24.9%	60
I am currently trying to quit		2.9%	7
answered question			241
skipped question			3

7. What does your community need to improve its health? Check all that apply:














		Response Percent	Response Count
Jobs		59.8%	143
Mental health services		14.2%	34
Transportation		23.0%	55
Wellness services		34.7%	83
Primary care physicians		23.4%	56
Specialty physicians		28.5%	68
Safe places to walk or play		20.1%	48
Drug or alcohol abuse rehab		33.1%	79
Health education		35.6%	85
Better food choices		31.4%	75
answered question			239
skipped question			5

8. What health screenings, education, or free services are needed in your community?




Check all that apply:

		Response Percent	Response Count
Cholesterol		43.6%	105
Blood pressure		51.0%	123
Heart disease		47.3%	114
Diabetes/sugar levels		56.8%	137
Dental screenings		44.8%	108
Substance abuse		37.3%	90
Nutrition		30.3%	73
Exercise/physical activity		41.9%	101
Emergency preparation (first aid, natural disaster, etc.)		31.1%	75
Eating disorders		16.2%	39
HIV/STD		32.4%	78
Mental health		19.9%	48
Vaccinations/immunizations		32.0%	77
Prenatal care		27.4%	66
I don't know		11.2%	27
answered question			241
skipped question			3







9. Where do you or your family get health information? Check all that apply:

		Response Percent	Response Count
Newspaper		23.1%	56
Magazines		26.9%	65
Library		5.0%	12
Internet		52.9%	128
Doctor or health professional		69.4%	168
Television		30.6%	74
Hospital		28.1%	68
Health fairs		11.2%	27
Employer or job		19.8%	48
Health department		26.4%	64
Radio		10.3%	25
Church		9.1%	22
Walk-in clinic		22.3%	54
answered question			242
skipped question			2










10. Have you or someone in your household used the services of Coffee Regional Medical Center in the past 24 months?

		Response Percent	Response Count
Yes		86.8%	210
No		11.6%	28
I don't know		1.7%	4
answered question			242
skipped question			2




11. Why did you or your family member choose Coffee Regional Medical Center? Check all that apply:

		Response Percent	Response Count
Physician referral		41.8%	99
It is close or convenient		61.2%	145
Insurance		11.0%	26
Quality of care		24.5%	58
Availability of specialty care		6.3%	15
I was recommended by a friend		4.6%	11
answered question			237
skipped question			7






12. What services were used? Check all that apply:

		Response Percent	Response Count
X-rays or other imaging services		56.4%	132
Lab work		57.7%	135
Other outpatient services (sleep lab, physical therapy, etc.)		10.3%	24
Physician services		28.6%	67
Surgery		15.8%	37
Emergency Room (ER)		51.3%	120
Inpatient services (surgery, etc.)		12.8%	30
Walk-in clinic		20.1%	47
Other _____		4.3%	10
answered question			234
skipped question			10




13. Are you able to get an appointment with your primary care (family) doctor, physician assistant, or nurse practitioner in the service area of Coffee Regional Medical Center when you need one?



		Response Percent	Response Count
Yes		85.8%	206
No		8.8%	21
I don't know		5.4%	13
answered question			240
skipped question			4









14. How satisfied were you or someone in your household with the quality of physician care (or physician assistant or nurse practitioner) received in the service area of Coffee Regional Medical Center?

		Response Percent	Response Count
Very satisfied		41.5%	100
Satisfied		49.8%	120
Dissatisfied		4.1%	10
Very dissatisfied		0.4%	1
I don't know		4.1%	10
answered question			241
skipped question			3








15. Have you or someone in your household delayed health care due to lack of money and/or insurance?

		Response Percent	Response Count
Yes		62.4%	151
No		34.3%	83
I don't know		3.3%	8
answered question			242
skipped question			2







16. I am:			
		Response Percent	Response Count
Male		14.9%	36
Female		85.1%	206
answered question			242
skipped question			2

17. What was your age on your last birthday?			
		Response Percent	Response Count
Under 18		3.7%	9
18-24		19.8%	48
25-34		32.2%	78
35-44		14.9%	36
45-54		8.7%	21
55-64		12.0%	29
65-74		5.0%	12
75 or older		3.7%	9
answered question			242
skipped question			2









18. My racial/ethnic identification is:

		Response Percent	Response Count
White/Caucasian		61.2%	148
Black/African American		23.6%	57
Native American		0.4%	1
Asian		0.0%	0
Hispanic		13.6%	33
Multi-racial (more than 1)		0.8%	2
Other		0.4%	1
answered question			242
skipped question			2




19. What is your highest level of education?















		Response Percent	Response Count
Some high school		21.3%	50
High school graduate		22.6%	53
Technical school graduate		17.9%	42
Some college		20.0%	47
College graduate		12.3%	29
Graduate or professional school		6.0%	14
answered question			235
skipped question			9

20. What is your total yearly household income?

		Response Percent	Response Count
\$0-\$10,000		34.5%	81
\$10,001-\$20,000		19.6%	46
\$20,001-\$35,000		19.1%	45
\$35,001-\$50,000		13.6%	32
\$50,001-\$75,000		6.0%	14
\$75,001-\$100,000		5.5%	13
\$100,001-\$200,000		1.3%	3
Above \$200,001		0.4%	1
answered question			235
skipped question			9

21. Do you have health insurance now?

		Response Percent	Response Count
Yes		73.9%	178
No, never		14.5%	35
No, but I did at an earlier time/previous job		11.6%	28
answered question			241
skipped question			3

22. What is your zip code?			
		Response Percent	Response Count
31510		6.2%	15
31512		3.3%	8
31519		4.1%	10
31532		0.0%	0
31533		32.6%	79
31535		19.8%	48
31539		2.1%	5
31544		3.3%	8
31554		5.0%	12
31567		2.1%	5
31624		2.1%	5
31642		7.4%	18
31650		2.9%	7
31750		0.4%	1
Other		8.7%	21
answered question			242
skipped question			2

APPENDIX B: PHYSICIANS AND COMMUNITY LEADERS SURVEYED

- Physicians:
 - Dr. Saad E. Bedeir, MD
 - Specialty: Nephrology
 - Thirty-five years in practice
 - Three years in the community
 - Dr. Steven Johnson, MD
 - Specialty: Internal Medicine
 - Thirty-three years in practice
 - Three years in the community
 - Dr. Kenneth DePersio, MD
 - Specialty: Orthopedic Surgery
 - Thirty-three years in practice
 - Ten years in the community
 - Dr. W. Charles Miller, MD
 - Specialty: General Surgery
 - Twenty-three years in practice
 - Twenty-five years in the community
 - Dr. Jesse A. Kane, MD
 - Specialty: OB/GYN
 - Thirty years in practice
 - Six years in the community
 - Dr. Al Mazur, MD
 - Specialty: Urology
 - Twenty-one years in practice
 - Twelve years in the community
 - Dr. Michelle Daniels, DPM
 - Specialty: Podiatry
 - Two years in practice
 - Two years in the community

- Dr. Robert L. Smith, MD
 - Specialty: Otorhinolaryngology
 - Twenty-seven years in practice
 - Eight years in the community
- Dr. Lydia Tanner, MD
 - Specialty: Family Practice
 - Ten years in practice
 - Native of Coffee County
- Dr. Brad Goldberg, MD
 - Specialty: OB/GYN
 - Sixteen years in practice
 - Sixteen years in the community
- Dr. Gregory J. Kramer, DPM
 - Specialty: Podiatry
 - Fifteen years in practice
 - Fifteen years in the community
- Community Leaders:
 - Wesley Vickers, Administrator for Coffee County Board of Commissioners
 - Forty-five years in the community
 - Native of Coffee County
 - Employee of Coffee County for approximately ten years
 - Vivian H. Johnson, Director of Coffee Co. Department of Family and Children Services
 - Seventeen years in the community
 - Thirty-years in the field of social work
 - Lidell Greenway, VP for Economic Development of Wiregrass Georgia Technical College
 - Twenty-eight years in the community
 - Previous health care experience (managed care)
 - Thad Carter, self-employed business owner
 - Twenty-four years in the community

- Annie Farrar, CRMC Board of Directors member
 - o Thirty-five years in the community
 - o Employed by CRMC in 1982-2005
 - o Active community volunteer
- Francis Lott, Owner of Lott Properties, Inc.
 - o Seventy-six years in the community
 - o Douglas, GA native
 - o Seventy-six years in the community
- Gregory Pope, Pastor of Covenant Church
 - o Sixty-two years in the community
 - o Previous health care experience (durable medical equipment)

APPENDIX C: SERVICE AREA COUNTY HPSAS, MUAS/MUPS

Health Professional Shortage Areas by County¹⁷

The following tables (by county) highlight Health Professional Shortage Areas (“HPSAs”) for each county within CRMC’s primary and secondary service areas. HPSA scores are developed for use by the National Health Service Corps in determining priorities for assignment of clinicians. Scores range from 1 to 25 for primary care and mental health and 1 to 26 for dental; the higher the score, the greater the priority. The “# Short” indicates the number of full-time employee (“FTE”) providers needed to remove the HPSA designation.

Coffee County

Coffee County had designated HPSAs in all three disciplines: primary medical care, dental, and mental health.

Criteria:						
State: Georgia County: Coffee County ID: All		Discipline: Primary Medical Care Metro: All Status: Designated Type: All				
Date of Last Update: All Dates HPSA Score (lower limit): 0						
Results: 1 records found. (Satellite sites of Comprehensive Health Centers automatically assume the HPSA score of the affiliated grantee. They are not listed separately.)						
HPSA Name		ID	Type	FTE	# Short	Score
069 - Coffee County						
Coffee Regional First Care		11399913CQ	Rural Health Clinic	0	0	11
Data as of: 8/8/2013						
NEW SEARCH		MODIFY SEARCH CRITERIA				

Criteria:						
State: Georgia County: Coffee County ID: All		Discipline: Dental Metro: All Status: Designated Type: All				
Date of Last Update: All Dates HPSA Score (lower limit): 0						
Results: 3 records found. (Satellite sites of Comprehensive Health Centers automatically assume the HPSA score of the affiliated grantee. They are not listed separately.)						
HPSA Name		ID	Type	FTE	# Short	Score
069 - Coffee County						
Low Income - Coffee		8139991390	Population Group	1	4	18
Coffee			Single County			
Coffee Regional First Care		81399913CO	Rural Health Clinic	0		21
Data as of: 8/8/2013						
NEW SEARCH		MODIFY SEARCH CRITERIA				

¹⁷ U.S. Department of Health and Human Services’ Health Resources and Services Administration website:
<http://hpsafind.hrsa.gov/HPSASearch.aspx>

Criteria:						
State: Georgia		Discipline: Mental Health				
County: Coffee County		Metro: All				
ID: All		Status: Designated				
Date of Last Update: All Dates		Type: All				
HPSA Score (lower limit): 0						
Results: 3 records found.						
(Satellite sites of Comprehensive Health Centers automatically assume the HPSA score of the affiliated grantee. They are not listed separately.)						
HPSA Name	ID	Type	FTE	# Short	Score	
069 - Coffee County						
Satilla Catchment Area 32	7139991324	Geographical Area	6	1	17	
Coffee		Single County				
Coffee Regional First Care	713999137R	Rural Health Clinic	0		19	
Data as of: 8/8/2013						
NEW SEARCH			MODIFY SEARCH CRITERIA			

Atkinson County

Atkinson County had designated HPSAs in all three disciplines: primary medical care, dental, and mental health.

Criteria:						
State: Georgia			Discipline: Primary Medical Care			
County: Atkinson County			Metro: All			
ID: All			Status: Designated			
Date of Last Update: All Dates			Type: All			
HPSA Score (lower limit): 0						
Results: 2 records found.						
(Satellite sites of Comprehensive Health Centers automatically assume the HPSA score of the affiliated grantee. They are not listed separately.)						
HPSA Name	ID	Type	FTE	# Short	Score	
003 - Atkinson County						
Low Income - Atkinson	11399913C4	Population Group	1	1	12	
Atkinson		Single County				
Data as of: 8/8/2013						
NEW SEARCH			MODIFY SEARCH CRITERIA			

Criteria:						
State: Georgia			Discipline: Dental			
County: Atkinson County			Metro: All			
ID: All			Status: Designated			
Date of Last Update: All Dates			Type: All			
HPSA Score (lower limit): 0						
Results: 1 records found.						
(Satellite sites of Comprehensive Health Centers automatically assume the HPSA score of the affiliated grantee. They are not listed separately.)						
HPSA Name	ID	Type	FTE	# Short	Score	
003 - Atkinson County						
Atkinson County	813003	Single County	1	1	10	
Data as of: 8/8/2013						
NEW SEARCH			MODIFY SEARCH CRITERIA			

Criteria:						
State: Georgia		Discipline: Mental Health				
County: Atkinson County		Metro: All				
ID: All		Status: Designated				
Date of Last Update: All Dates		Type: All				
HPSA Score (lower limit): 0						
Results: 2 records found.						
(Satellite sites of Comprehensive Health Centers automatically assume the HPSA score of the affiliated grantee. They are not listed separately.)						
HPSA Name	ID	Type	FTE	# Short	Score	
003 - Atkinson County						
Satilla Catchment Area 32	7139991324	Geographical Area	6	1	17	
Atkinson		Single County				
Data as of: 8/8/2013						
NEW SEARCH			MODIFY SEARCH CRITERIA			

Jeff Davis County

Jeff Davis County had designated HPSAs in all three disciplines: primary medical care, dental, and mental health.

Criteria:						
State: Georgia		Discipline: Primary Medical Care				
County: Jeff Davis County		Metro: All				
ID: All		Status: Designated				
Date of Last Update: All Dates		Type: All				
HPSA Score (lower limit): 0						
Results: 2 records found.						
(Satellite sites of Comprehensive Health Centers automatically assume the HPSA score of the affiliated grantee. They are not listed separately.)						
HPSA Name	ID	Type	FTE	# Short	Score	
161 - Jeff Davis County						
Low Income - Jeff Davis	1139991332	Population Group	2	0	8	
Jeff Davis		Single County				
Data as of: 8/8/2013						
NEW SEARCH			MODIFY SEARCH CRITERIA			

Criteria:						
State: Georgia		Discipline: Dental				
County: Jeff Davis County		Metro: All				
ID: All		Status: Designated				
Date of Last Update: All Dates		Type: All				
HPSA Score (lower limit): 0						
Results: 0 records found.						
(Satellite sites of Comprehensive Health Centers automatically assume the HPSA score of the affiliated grantee. They are not listed separately.)						
HPSA Name	ID	Type	FTE	# Short	Score	
161 - Jeff Davis County						
No HPSAs in this county.						
Data as of: 8/8/2013						
NEW SEARCH			MODIFY SEARCH CRITERIA			

Criteria:						
State: Georgia		Discipline: Mental Health				
County: Jeff Davis County		Metro: All				
ID: All		Status: Designated				
Date of Last Update: All Dates		Type: All				
HPSA Score (lower limit): 0						
Results: 2 records found.						
(Satellite sites of Comprehensive Health Centers automatically assume the HPSA score of the affiliated grantee. They are not listed separately.)						
HPSA Name	ID	Type	FTE	# Short	Score	
161 - Jeff Davis County						
Pineland Catchment Area	7139991307	Geographical Area	3	7	18	
Jeff Davis		Single County				
Data as of: 8/8/2013						
NEW SEARCH			MODIFY SEARCH CRITERIA			

Ben Hill County

Ben Hill County had designated HPSAs in all three disciplines: primary medical care, dental, and mental health.

Criteria:						
State: Georgia		Discipline: Primary Medical Care				
County: Ben Hill County		Metro: All				
ID: All		Status: Designated				
Date of Last Update: All Dates		Type: All				
HPSA Score (lower limit): 0						
Results: 2 records found.						
(Satellite sites of Comprehensive Health Centers automatically assume the HPSA score of the affiliated grantee. They are not listed separately.)						
HPSA Name	ID	Type	FTE	# Short	Score	
017 - Ben Hill County						
Low Income - Ben Hill	1139991336	Population Group	3	0	10	
Ben Hill		Single County				
Data as of: 8/8/2013						
NEW SEARCH			MODIFY SEARCH CRITERIA			

Criteria:						
State: Georgia		Discipline: Dental				
County: Ben Hill County		Metro: All				
ID: All		Status: Designated				
Date of Last Update: All Dates		Type: All				
HPSA Score (lower limit): 0						
Results: 2 records found.						
(Satellite sites of Comprehensive Health Centers automatically assume the HPSA score of the affiliated grantee. They are not listed separately.)						
HPSA Name	ID	Type	FTE	# Short	Score	
017 - Ben Hill County						
Low Income - Ben Hill	8139991384	Population Group	0	2	17	
Ben Hill		Single County				
Data as of: 8/8/2013						
NEW SEARCH			MODIFY SEARCH CRITERIA			

Criteria:						
State: Georgia		Discipline: Mental Health				
County: Ben Hill County		Metro: All				
ID: All		Status: Designated				
Date of Last Update: All Dates		Type: All				
HPSA Score (lower limit): 0						
Results: 2 records found.						
(Satellite sites of Comprehensive Health Centers automatically assume the HPSA score of the affiliated grantee. They are not listed separately.)						
HPSA Name	ID	Type	FTE	# Short	Score	
017 - Ben Hill County						
Behavioral Health Services - South Georgia	7139991315	Geographical Area	9	3	16	
Ben Hill		Single County				
Data as of: 8/8/2013						
NEW SEARCH			MODIFY SEARCH CRITERIA			

Bacon County

Bacon County had designated HPSAs in all three disciplines: primary medical care, dental, and mental health.

Criteria:						
State: Georgia		Discipline: Primary Medical Care				
County: Bacon County		Metro: All				
ID: All		Status: Designated				
Date of Last Update: All Dates		Type: All				
HPSA Score (lower limit): 0						
Results: 2 records found.						
(Satellite sites of Comprehensive Health Centers automatically assume the HPSA score of the affiliated grantee. They are not listed separately.)						
HPSA Name	ID	Type	FTE	# Short	Score	
005 - Bacon County						
Low Income - Bacon County	1139991340	Population Group	2	0	9	
Bacon		Single County				
Data as of: 8/8/2013						
NEW SEARCH			MODIFY SEARCH CRITERIA			

Criteria:						
State: Georgia		Discipline: Dental				
County: Bacon County		Metro: All				
ID: All		Status: Designated				
Date of Last Update: All Dates		Type: All				
HPSA Score (lower limit): 0						
Results: 1 records found.						
(Satellite sites of Comprehensive Health Centers automatically assume the HPSA score of the affiliated grantee. They are not listed separately.)						
HPSA Name	ID	Type	FTE	# Short	Score	
005 - Bacon County						
Bacon	813005	Single County	2	1	9	
Data as of: 8/8/2013						
NEW SEARCH			MODIFY SEARCH CRITERIA			

Criteria:						
State: Georgia			Discipline: Mental Health			
County: Bacon County			Metro: All			
ID: All			Status: Designated			
Date of Last Update: All Dates			Type: All			
HPSA Score (lower limit): 0						
Results: 2 records found.						
(Satellite sites of Comprehensive Health Centers automatically assume the HPSA score of the affiliated grantee. They are not listed separately.)						
HPSA Name		ID	Type	FTE	# Short	Score
005 - Bacon County						
Satilla Catchment Area 32		7139991324	Geographical Area	6	1	17
Bacon			Single County			
Data as of: 8/8/2013						
NEW SEARCH			MODIFY SEARCH CRITERIA			

Medically Underserved Areas and Populations¹⁸

The following table highlights medically underserved areas (“MUAs”) for all counties within CRMC’s primary and secondary service areas. The index of medical underservice (“IMU”) scale is from 0 to 100, where 0 represents completely underserved and 100 represents best served or least underserved. Under the established criteria, each service area found to have an IMU of 62.0 or less qualifies for designation as an MUA.

Coffee County, Atkinson County, Ben Hill County, and Jeff Davis County are all designated as an MUA, while Bacon County is the only county designated as having any medically underserved populations (“MUP”).

Criteria:					
State: Georgia					
County: Atkinson County					
Bacon County					
Ben Hill County					
Coffee County					
Jeff Davis County					
ID #: All					
Results: 10 records found.					
Name	ID#	Type	Score	Designation Date	Update Date
Atkinson County					
Atkinson County	00599	MUA	57.50	1978/11/01	2007/04/04
MCD (?) Unknown					
Bacon County					
Bacon	07669	MUP	58.60	2008/06/30	2008/06/30
MCD (?) Unknown					
Ben Hill County					
Ben Hill County	00603	MUA	51.70	1978/11/01	
MCD (?) Unknown					
Coffee County					
Coffee County	00620	MUA	39.40	1978/11/01	
MCD (?) Unknown					
Jeff Davis County					
Jeff Davis County	00650	MUA	51.30	1978/11/01	
MCD (?) Unknown					
NEW SEARCH					
MODIFY SEARCH CRITERIA					

¹⁸ U.S. Department of Health and Human Services’ Health Resources and Services Administration website:
<http://hpsafind.hrsa.gov/HPSASearch.aspx>